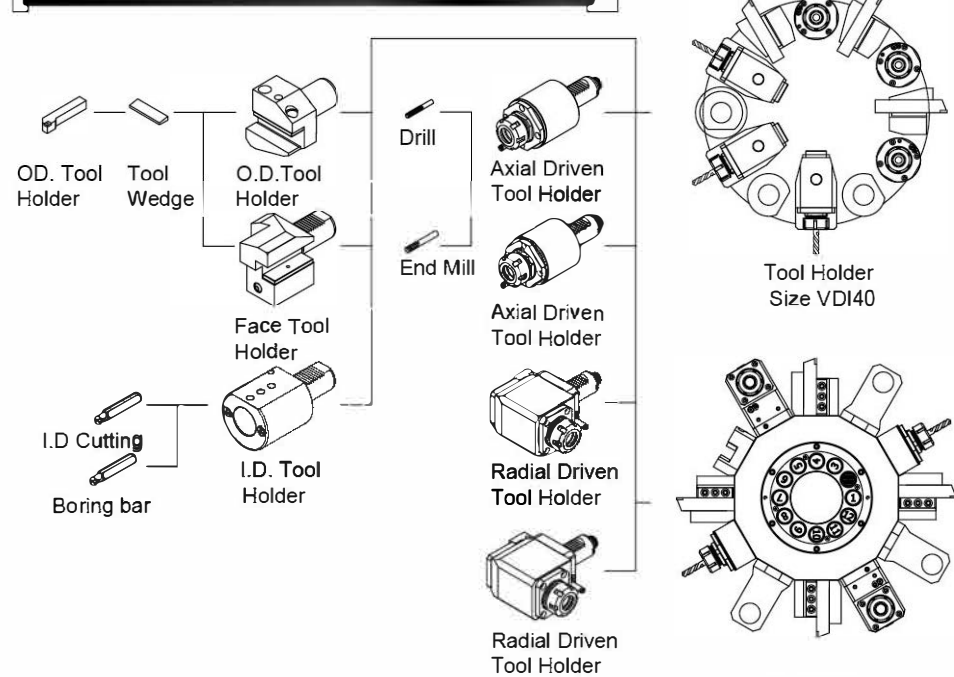
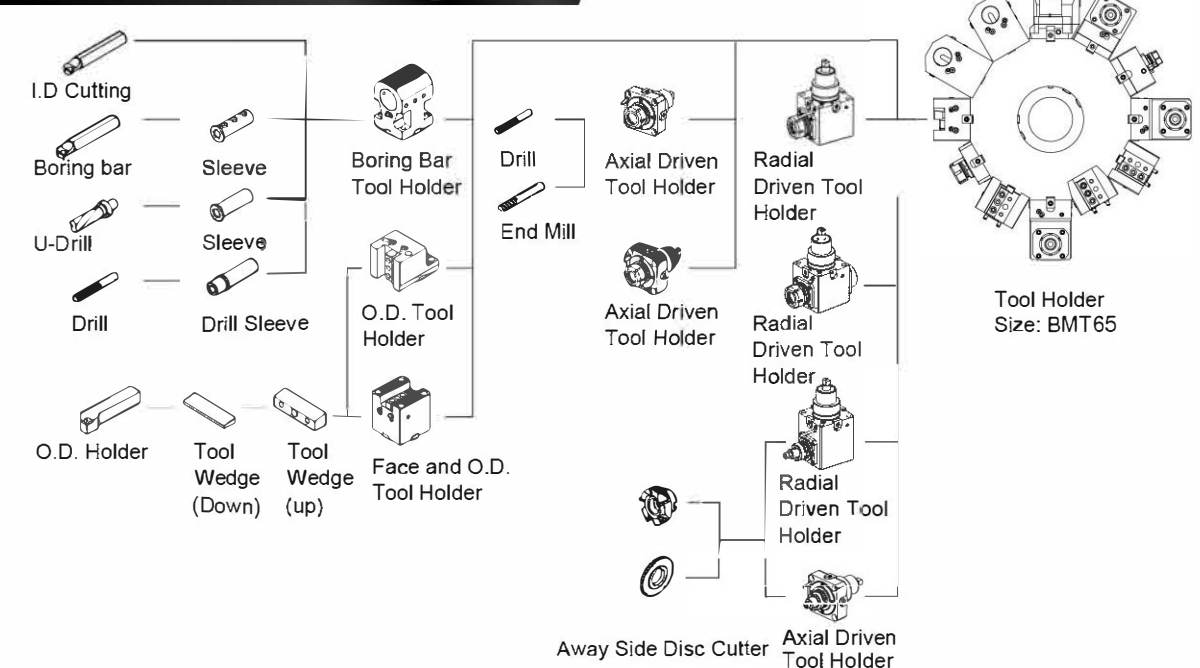


# Tool System

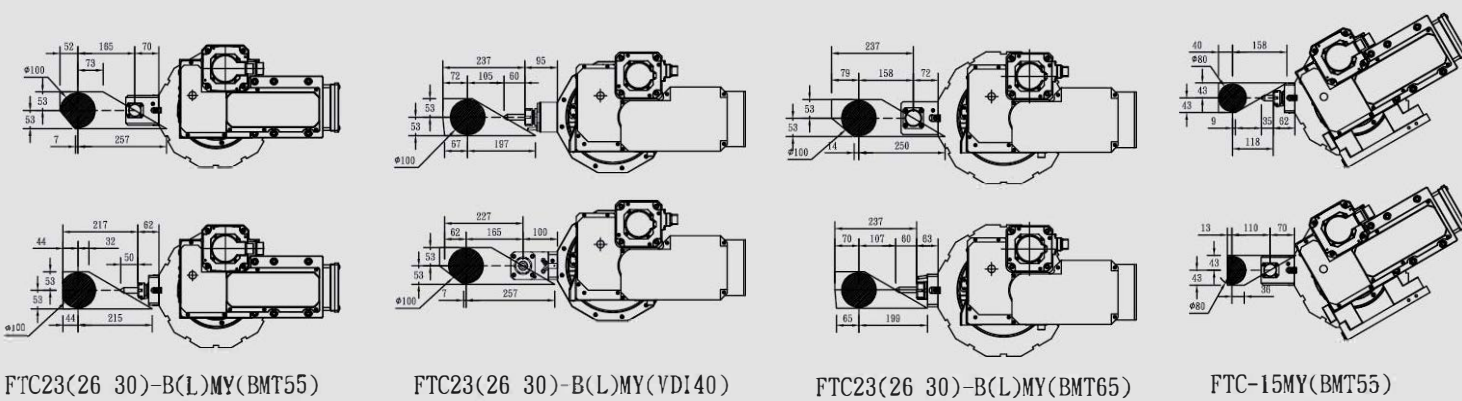
## VDI Tool Holder System



## BMT Tool Holder System



## Working capacity



# AEGIS

Model	FTC-15M	FTC-15MY	FTC-23BM	FTC-26BM	FTC-30BM	FTC-23LM	FTC-26LM	FTC-30LM	FTC-23BMY	FTC-26BMY	FTC-30BMY	FTC-23LMY	FTC-26LMY	FTC-30LMY
Swing over bed	Ø540mm	Ø650mm	Ø600mm	Ø600mm	Ø650mm	Ø600mm	Ø600mm	Ø650mm	Ø600mm	Ø600mm	Ø650mm	Ø600mm	Ø600mm	Ø650mm
Swing over saddle	Ø340mm	Ø390mm	Ø350mm	Ø350mm	Ø420mm	Ø350mm	Ø350mm	Ø420mm	Ø360mm	Ø360mm	Ø440mm	Ø360mm	Ø360mm	Ø440mm
Distance between Center	380mm	380mm	588/888/1188mm	583/883/1183mm	583/883/1183mm	604/904/1204mm	599/899/1199mm	599/899/1199mm	574/874/1174mm	569/869/1169mm	569/869/1169mm	549/849/1149mm	544/844/1144mm	544/844/1144mm
Standard Cutting Dia.	Ø200mm				Ø230mm									
Max. Cutting Dia.	Ø240mm	Ø220mm	Ø290mm				Ø300mm							
Max. Cutting Length	311mm		520/620/1120mm	515/815/1115mm	515/815/1115mm	500/800/1100mm	495/895/1195mm	495/895/1195mm	509/809/1109mm	504/804/1104mm	504/804/1104mm	483/783/1083mm	478/778/1078mm	478/778/1078mm
Spindle Motor	9/11kw	9/11kw	11/15kw	15/18.5kw	15/18.5kw	11/15kw	15/18.5kw	15/18.5kw	11/15kw	15/18.5kw	15/18.5kw	11/15kw	15/18.5kw	15/18.5kw
Spindle Speed.	4200rpm	4200rpm	4200rpm	3200rpm	3000rpm	4200rpm	3200rpm	3000rpm	4200rpm	3200rpm	3000rpm	4200rpm	3200rpm	3000rpm
Spindle Nose	A2-6		A2-6	A2-8	A2-8	A2-6	A2-8	A2-8	A2-6	A2-8	A2-8	A2-6	A2-8	A2-8
Spindle Hole	Ø62mm(75OPT)		Ø62mm(75OPT)	Ø92mm(105OPT)	Ø92mm(105OPT)	Ø62mm(75OPT)	Ø92mm(105OPT)	Ø92mm(105OPT)	Ø62mm(75OPT)	Ø92mm(105OPT)	Ø92mm(105OPT)	Ø62mm(75OPT)	Ø92mm(105OPT)	Ø92mm(105OPT)
Through Bar Capacity	Ø52mm(65OPT)		Ø52mm(65OPT)	Ø75mm(92OPT)	Ø75mm(92OPT)	Ø52mm(65OPT)	Ø75mm(92OPT)	Ø75mm(92OPT)	Ø52mm(65OPT)	Ø75mm(92OPT)	Ø75mm(92OPT)	Ø52mm(65OPT)	Ø75mm(92OPT)	Ø75mm(92OPT)
Spindle Front Bearing I.D.	Ø100mm	Ø110mm	Ø100mm	Ø130mm	Ø130mm	Ø100mm	Ø130mm	Ø130mm	Ø100mm	Ø130mm	Ø130mm	Ø100mm	Ø130mm	Ø130mm
Tailstock Taper	MT#4		MT#4/MT#5(OPT)	MT#4/MT#5(OPT)	MT#5	MT#4/MT#5(OPT)	MT#4/MT#5(OPT)	MT#5	MT#4/MT#5(OPT)	MT#4/MT#5(OPT)	MT#5	MT#4/MT#5(OPT)	MT#4/MT#5(OPT)	MT#5
Tailstock Quill Dia.	Ø80mm		Ø80mm	Ø80mm	Ø110mm	Ø80mm	Ø80mm	Ø110mm	Ø80mm	Ø80mm	Ø110mm	Ø80mm	Ø80mm	Ø110mm
Tailstock Quill Travel	70mm	70mm	70mm	80mm	80mm	70mm	80mm	80mm	70mm	80mm	80mm	70mm	80mm	80mm
X-axis Travel	190mm	180mm	205mm				220mm							
Z-axis Travel	355mm		560/860/1160mm	555/855/1155mm	555/855/1155mm	540/840/1140mm	535/835/1135mm	535/835/1135mm	550/850/1150mm	545/845/1145mm	545/845/1145mm	525/825/1125mm	520/820/1120mm	520/820/1120mm
Y-axis Travel	±40mm										±50mm			
ZS-axis Travel											(580/880/1180mmOPT)			
X-axis Rapid Speed	20m/min										(B:)20m/min / (L:) 24m/min			
Z-axis Rapid Speed	20m/min										(B:)20m/min / (L:) 24m/min			
Y-axis Rapid Speed	15m/min										15m/min			
ZS-axis Rapid Speed											(B:)20m/min / (L:) 24m/min			
Min. Input Increment	0.001mm	0.001mm									0.001mm			
Power Turret Motor	2.2/3.7kw										3.7/5.5kw			
Power tooling speed	4000 rpm										4000 rpm			
Power Turret Type	BMT55(VDI-40 OPT)										BMT65(VDI-40 or VDI-50OPT)			
Square Shank Tool Size	25mm										25mm			
Max. Boring Tool Dia.	32mm										40mm			
Number of Turret Tools	12 tools										12 tools			
Change Tool Time	0.4sec										0.47sec			
Machine Size	3340x1700x1700mm	3519x1678x2035mm	3884x1885x1860mm	3884x1885x1860mm	3884x1885x1860mm	3884x1885x1860mm	3884x1885x1860mm	3884x1885x1860mm	3884x1885x2150mm	3884x1885x2150mm	3884x1885x2150mm	3884x1885x2150mm	3884x1885x2150mm	3884x1885x2150mm
Machine Weight	3600kg	3850kg	5100kg	5250kg	5350kg	5100kg	5250kg	5350kg	5300kg	5450kg	5550kg	5300kg	5450kg	5550kg

B: Box way L: Linear Guide way




# Mill-Turn Multitasking Turning Center




**FIRST CHANT ENTERPRISE CO., LTD.**  
FIRST CHANT ENTERPRISE CO., LTD.  
No.3-18 Jiushe Rd., Houli Dist., Taichung City, Taiwan 42148  
TEL:+886-4-2559-0525 FAX:+886-4-2559-0387  
WEB: www.first-chant.com E-MAIL: fce@first-chant.com





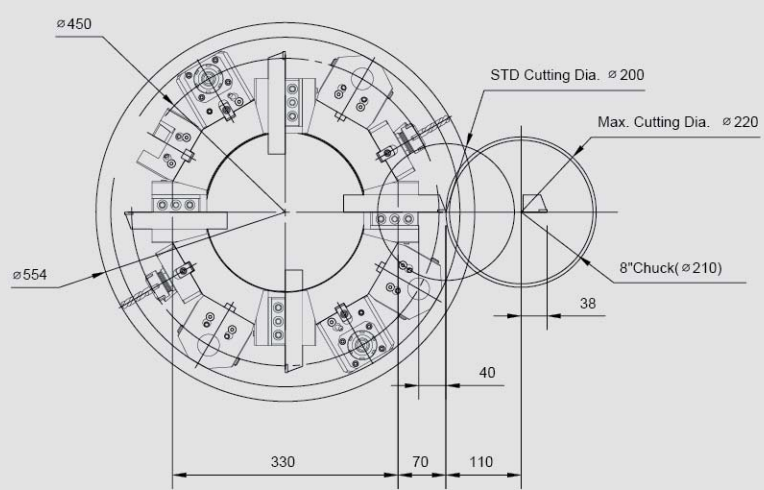
**Aegis** Slant Bed CNC Lathe machines are high accuracy turning and milling complex CNC Lathe. The series of machines is equipped with a 12 positions live turret in combination with the C-axis function, allowing turning, side and face milling, boring, drilling and tapping to be accomplished in one setup.



Various Types of CNC Controllers for Selection

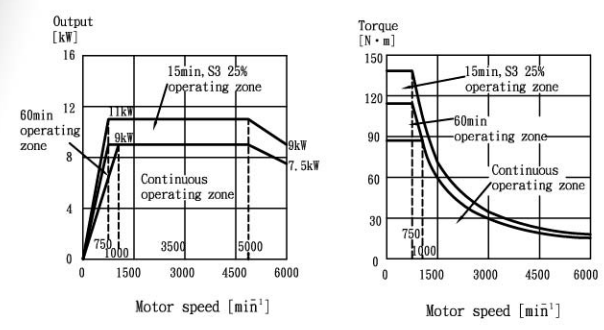
# Tool Interference

## FTC-15MY Tool Interference

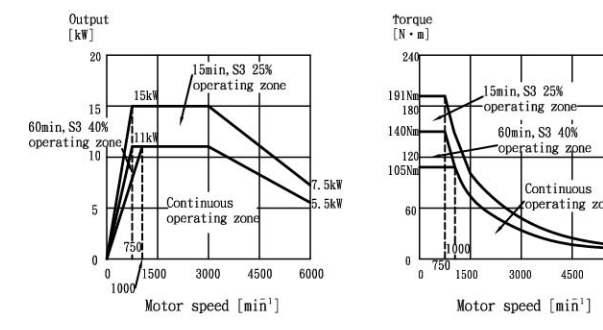


The **spindle** is driven by a wide-range high torque motor, making the machine suitable for various machining requirements.

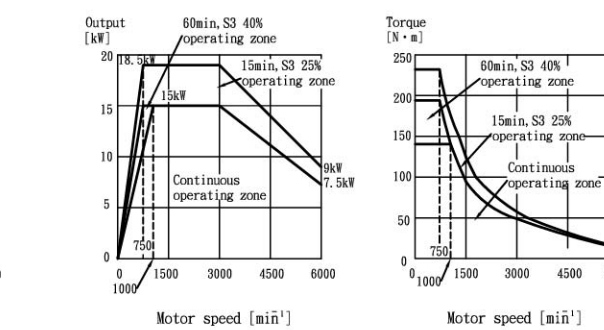
MODEL  $\beta$ iP 18/6000



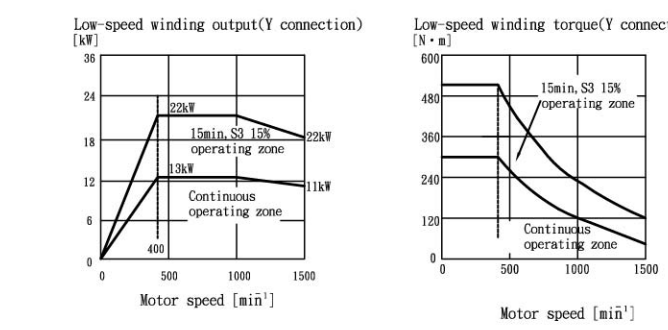
MODEL  $\beta$ iP 22/6000



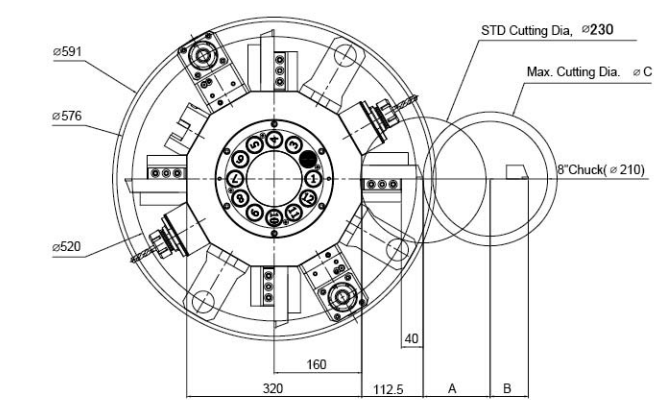
MODEL  $\beta$ iP 30/6000



MODEL  $\alpha$  40/6000.P

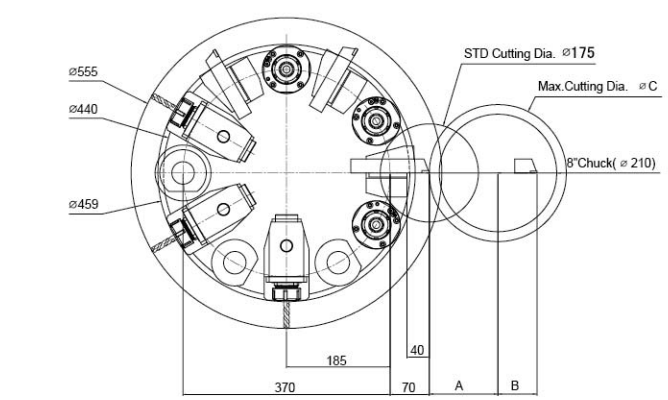


(12T)VDI40-320



VDI40	Unit	A	B	C
FTC-23BM	mm	140	102	280
FTC-23LM	mm	140	102	280
FTC-26BM	mm	140	102	280
FTC-26LM	mm	140	102	280
FTC-30BM	mm	140	102	280
FTC-30LM	mm	140	102	280

(12T)VDI-40-PCD370



VDI40	Unit	A	B	C
FTC-23BM	mm	148	92	296
FTC-23LM	mm	152	60	304
FTC-26BM	mm	148	92	296
FTC-26LM	mm	152	60	304
FTC-30BM	mm	148	92	296
FTC-30LM	mm	152	60	304



With the **C-axis** function of the spindle, the machine can perform contour machining with high indexing accuracy




## Highly Rigid Construction

The bed is one-piece manufactured from high quality Meehanite cast iron, stress relieved to remain deformation-free year after year. Massive bed and base construction feature high rigidity and excellent vibration dampening.

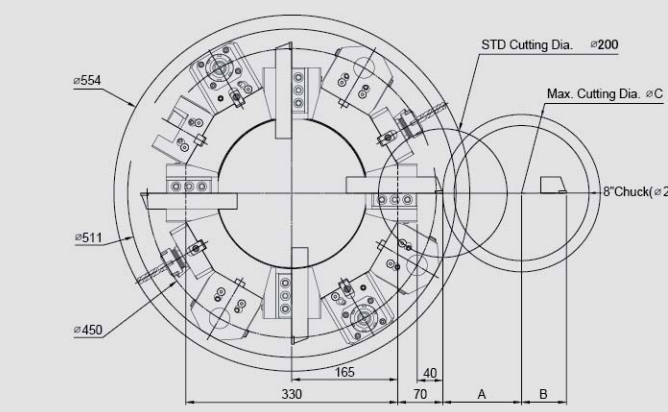
**Oversized Box Ways**  
Box-ways construction combined with a great span for dramatic increase in rigidity and stability. Thickness of box way is 30% bigger than that of previous model with greater rigidity.

**Japanese Tsubaki Lear Guideway**  
Small friction, high accurate movement. Mainly used in the processing of high-precision requirements.

Provide Maximum Performance  
**Y-axis** with +/- 40mm or +/-50mm of stroke is available for performing thread milling, complex off-center milling and drilling operations on the main or sub-spindle by combining live tool turret. The Y-axis travel is achieved by the simultaneous movement, of the two independent slides. This design distributes cutting force over the two slides assuring exceptional rigidity and maximum accuracy.

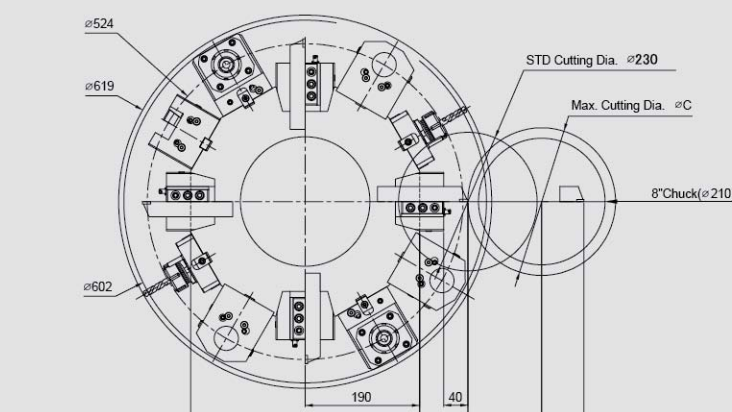


(12T)BMT55-330



BMT55	Unit	A	B	C
FTC-15M	mm	120	70	240
FTC-23BM	mm	165	60	330
FTC-23LM	mm	153	52	306
FTC-26BM	mm	165	60	330
FTC-26LM	mm	153	52	306
FTC-30BM	mm	165	60	330
FTC-30LM	mm	153	52	306

(12T)BMT65-380



BMT65	Unit	A	B	C
FTC-23BM	mm	145	60	290
FTC-23LM	mm	149	56	298
FTC-26BM	mm	145	60	290
FTC-26LM	mm	149	56	298
FTC-30BM	mm	145	60	290
FTC-30LM	mm	149	56	298